



Student and Exchange Visitor Information System

General Summary Quarterly Review

For the quarter ending March 31th, 2013

April 4th, 2013



Table of Contents

Page

| | |
|---|---|
| I. Introduction | 2 |
| II. Management Summary | 3 |
| III. School Data | 4 |
| IV. F-1 and M-1 Nonimmigrant Student Data | 6 |



SEVP and SEVIS

The Student and Exchange Visitor Program (SEVP) manages the Student and Exchange Visitor Information System (SEVIS). SEVP is a program under the Immigration and Customs Enforcement (ICE) agency within Department of Homeland Security (DHS).

SEVIS came online in 2003 to track and monitor the status and activities of nonimmigrant students and exchange visitors (EVs) who enter the United States. This web-based system collects real-time information on nonimmigrant students, EVs, approved schools, and program sponsors. This information is available to a variety of stakeholders. SEVIS also retains information on Exchange Visitor Program sponsors and visitors that are approved by the Department of State (DoS). The DoS web site is <http://eca.state.gov/jexchanges/index.cfm>

This quarterly review is based on information retrieved on April 4th, 2013. As SEVIS is a real-time data base, exact numbers within this review were accurate as of the date retrieved. The below list contains the various organizations, including DHS – ICE Counterterrorism and Criminal Exploitation Unit (CTCEU), that request data and information stored in SEVIS. SEVP continues to see the number of requests increase as SEVP’s abilities and SEVIS’ capabilities expand.

DHS - ICE (SEVP)
Department of State (DoS)
Exchange Visitor Programs

Private Organizations

DHS - ICE (CTCEU)
Schools
Embassies and Consulates
Law Enforcement and Intelligence Agencies
Other Governmental Agencies and Entities



Management Review Summary

The SEVIS “General Summary Quarterly Review” is produced to provide a snap-shot of useful information to SEVP management and a variety of SEVIS stakeholders.

This edition of the review represents a sample of information collected from SEVIS data on April 4th, 2013.

Since the program’s inception, the total volume of data in SEVIS continues to grow. On April 4th, 2013, SEVIS contained records for **1,259,214** active nonimmigrant students, exchange visitors, and their dependents. The total number of records for all F-1, M-1, and J-1 visa holders has increased to approximately **10.6 million**.

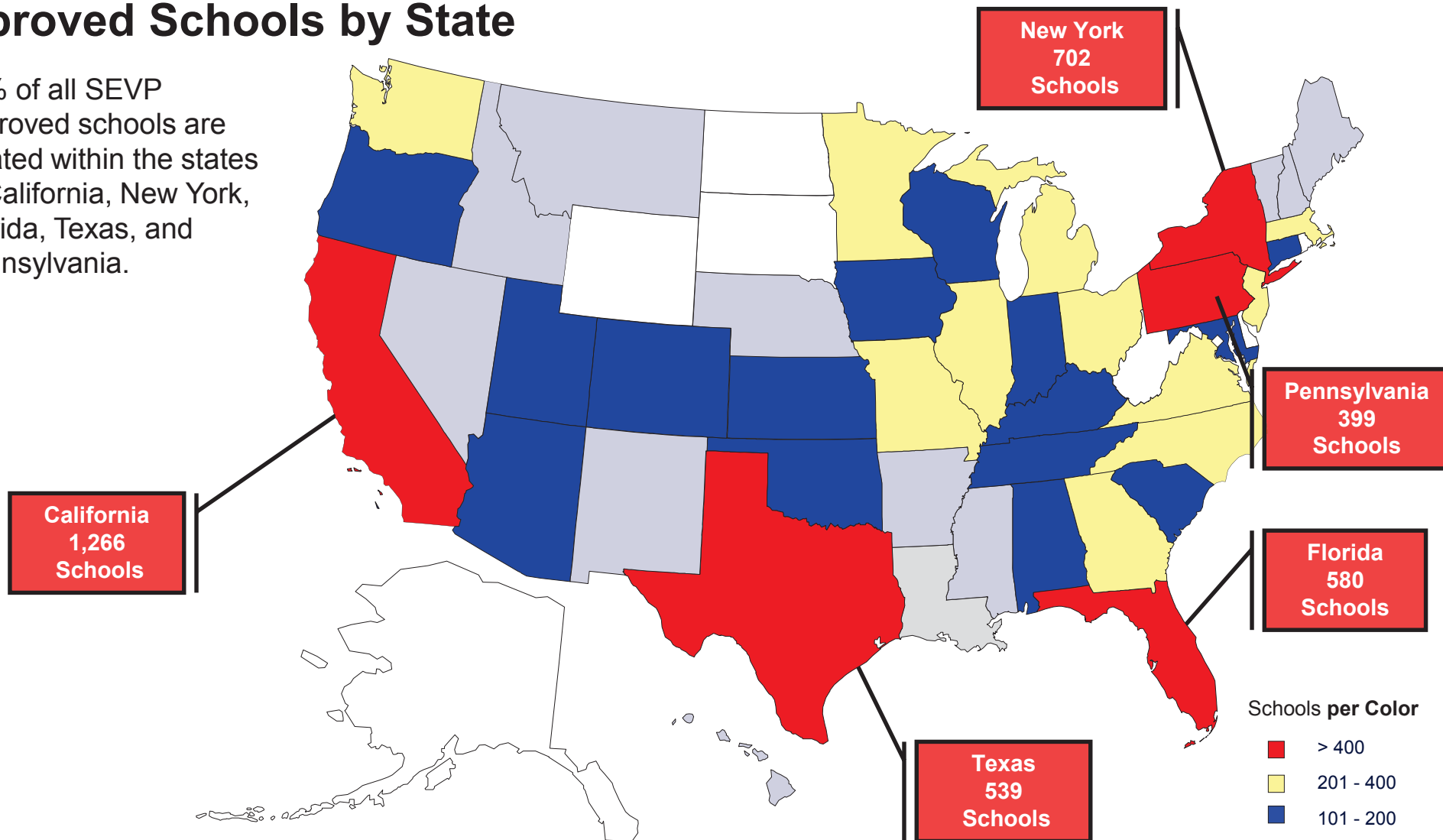
SEVIS Program Totals as of April 4th, 2013

| Metric | Total |
|-----------------------------------|-----------|
| Schools | |
| Approved | 9,673 |
| Students (F-1 & M-1) | |
| Active | 937,033 |
| Dependents | 87,756 |
| Completed | 1,857,584 |
| | |
| Metric | Total |
| Exchange Visitors Programs | |
| Active | 1,415 |
| Exchange Visitors (J-1) | |
| Active | 180,047 |
| Dependents | 54,378 |
| Inactive | 2,845,586 |



Approved Schools by State

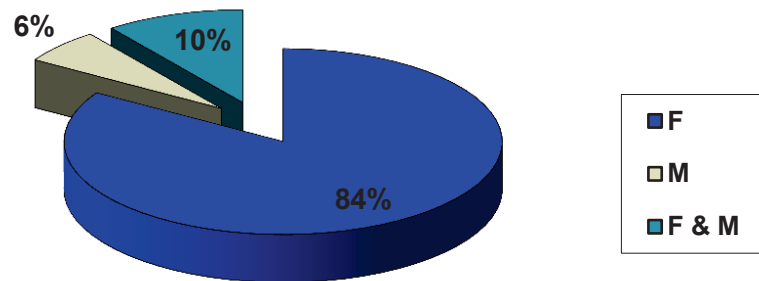
- ▶ 36% of all SEVP approved schools are located within the states of California, New York, Florida, Texas, and Pennsylvania.





Approved Schools

% of Approved Schools with Active Students



| # of Active Students | # of Schools |
|----------------------|--------------|
| >5,000 | 20 |
| 1,001 -5, 000 | 188 |
| 501 -1, 000 | 172 |
| 101 -500 | 921 |
| 51 -100 | 740 |
| 11 -50 | 1,938 |
| 1 -10 | 2,860 |
| 0 | 2,834 |

| Top Five F-1 and M-1 Approved Schools | |
|---------------------------------------|----------------------|
| School Name | # of Active Students |
| Cornell University | 4,440 |
| Santa Monica College | 3,589 |
| Houston Community College System | 3,387 |
| The University of Iowa | 3,101 |
| Northern Virginia Community College | 2,079 |

| Top Five F-1 Approved Schools | |
|---|----------------------|
| School Name | # of Active Students |
| The City University of New York | 494 |
| University of Southern California | 443 |
| Purdue University | 159 |
| University of Illinois | ,443 |
| Columbia University in the City of New York | 889 |

| Top Five M-1 Approved Schools | |
|--|----------------------|
| School Name | # of Active Students |
| Bethel School of Supernatural Ministry | 711 |
| TransPac Aviation Academy | 404 |
| ORLANDO FLIGHT TRAINING | 286 |
| U.S. Aviation Academy | 234 |
| Dean International, Inc. | 216 |

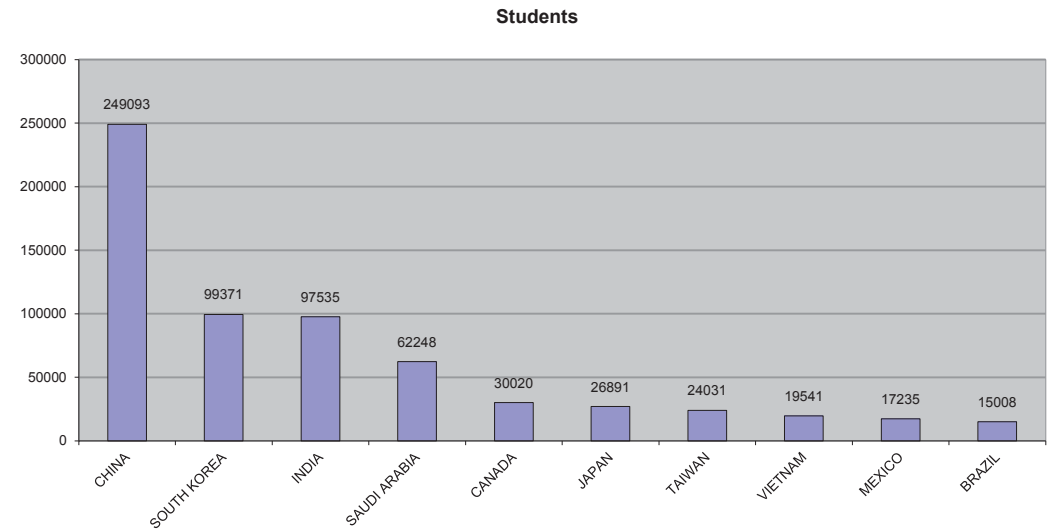


IV. F-1 & M-1 Nonimmigrant Student Data

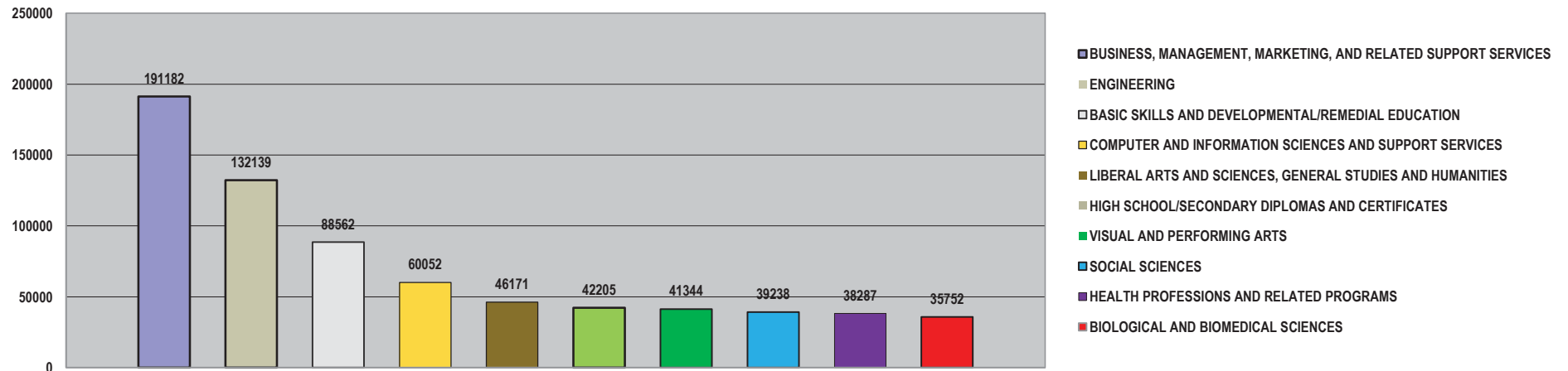
Geographic Region and Major

- ▶ China is the country with the highest number of Active students (249,093).
- ▶ The leading Major continues to be Business for 191,182 international students.
- ▶ DHS certified schools may offer multiple curricula but must be approved for each specific curriculum in which they enroll F/ M students.

Top Ten Country of Citizenship



Top Ten Majors

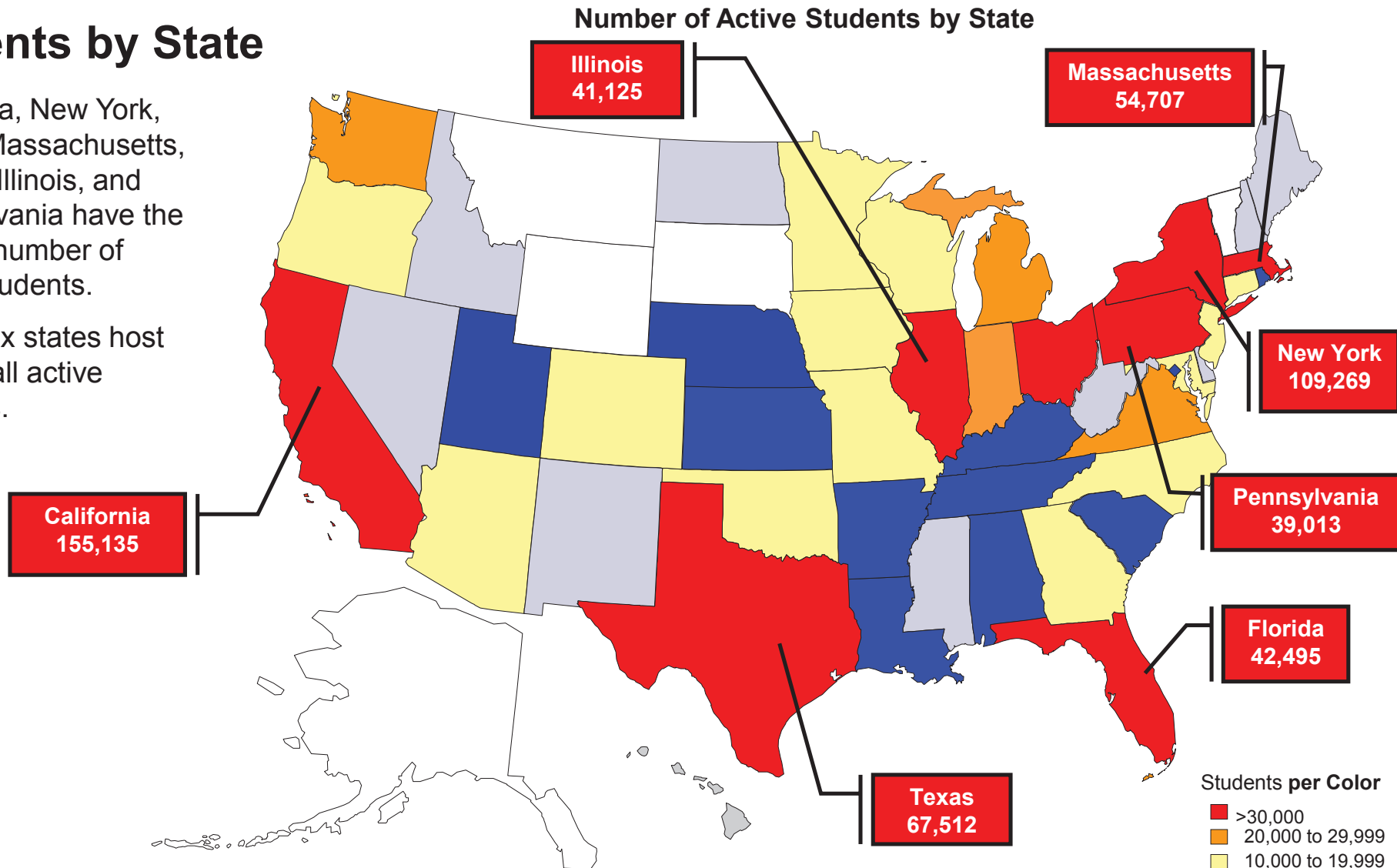




IV. F-1 & M-1 Nonimmigrant Student Data

Students by State

- ▶ California, New York, Texas, Massachusetts, Florida, Illinois, and Pennsylvania have the highest number of active students.
- ▶ These six states host 54% of all active students.





IV. F-1 & M-1 Nonimmigrant Student Data

Level of Education and Course of Study

- ▶ 71% of active students are enrolled in Bachelor's, Master's or Doctoral programs.
- ▶ An approved school may offer several levels of education from pre-school, elementary, high school, to post secondary education level.

Education Level by Active Students

